



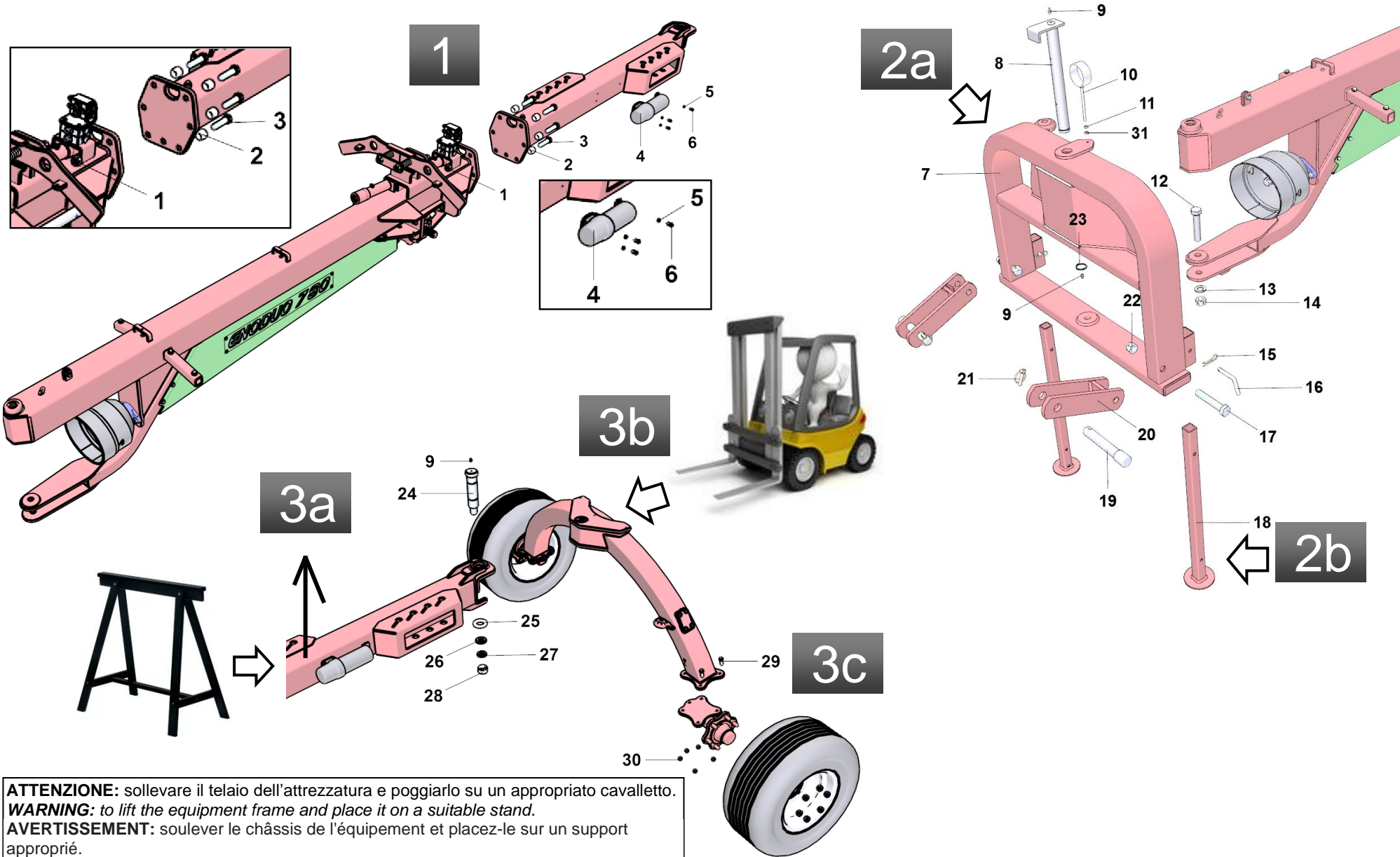
ENODUO 780

Giroandanatore / Rotary Rake / Giro-andaineur / Hilerador

Montaggio / Assembly
Assemblage / Montaje

rev.3e - 8/2021

ASSEMBLAGGIO 1 - ASSEMBLY 1 - ASSEMBLAGE 1 - MONTAJE 1

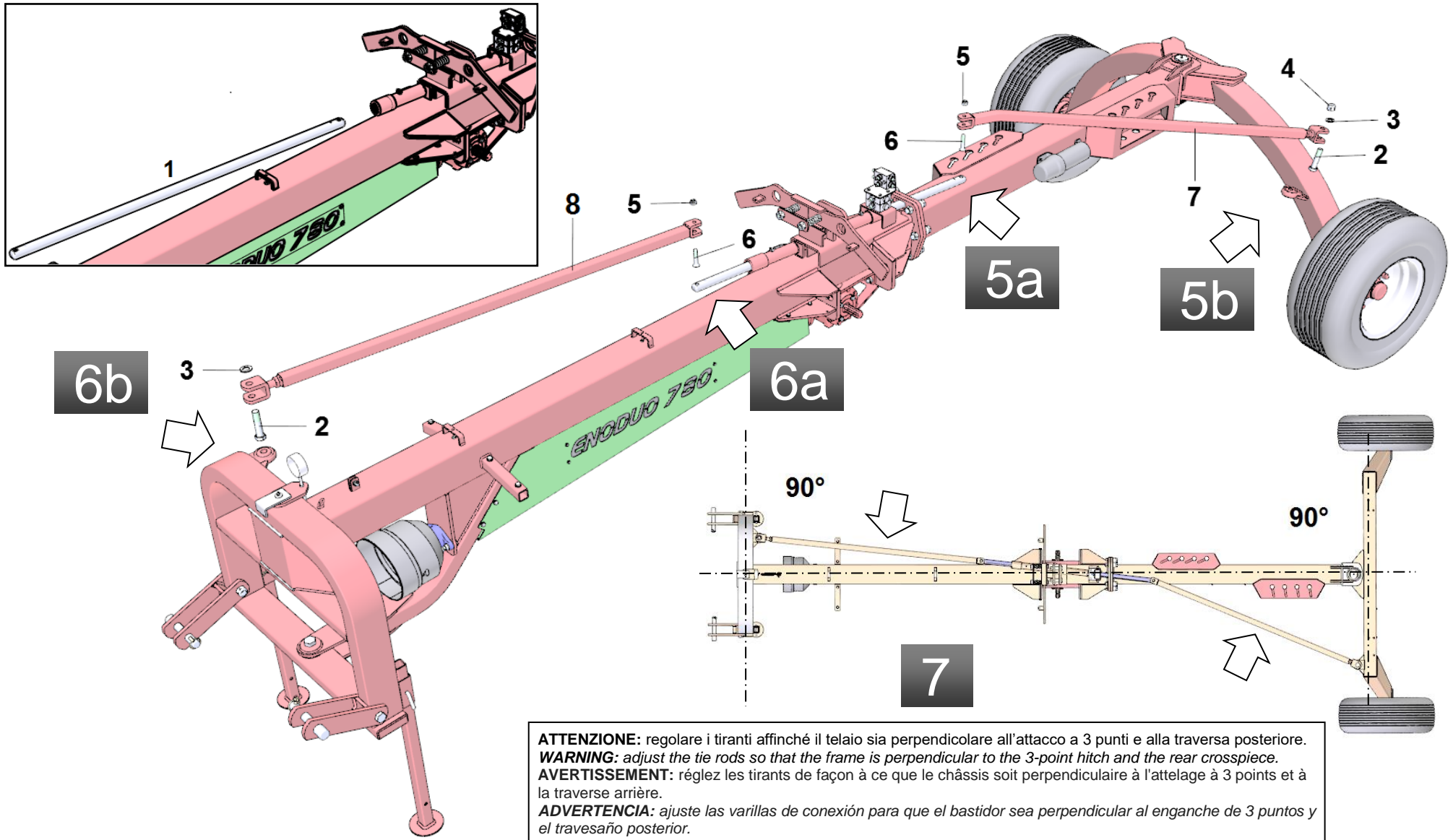


ATTENZIONE: sollevare il telaio dell'attrezzatura e poggiarlo su un appropriato cavalletto.
WARNING: to lift the equipment frame and place it on a suitable stand.
AVERTISSEMENT: soulever le châssis de l'équipement et placez-le sur un support approprié.
ADVERTENCIA: levantar el bastidor del equipo y colóquelo en un soporte adecuado.

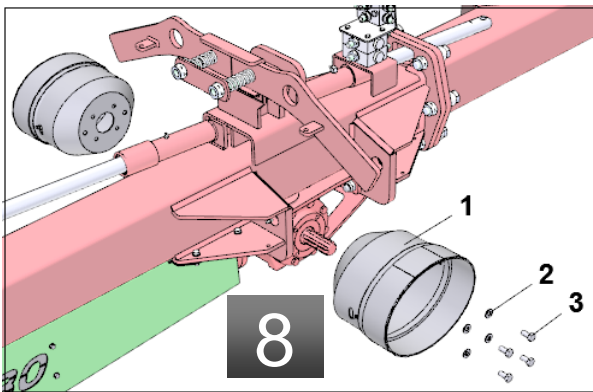
ASSEMBLAGGIO 1 - ASSEMBLY 1 - ASSEMBLAGE 1 - MONTAJE 1

Nr.	CODICE - CODE - CODE - CÓDIGO	DESCRIZIONE	DESCRIPTION	DESCRIPTION	DESCRIPCION
1	3020216	Dado autobloccante M20	Self locking nut M20	Ecrou autobloquant M20	
2	18055119	Spessore Ø35 L30	Spacer Ø35 L30	Epaisseur Ø35 L30	
3	3010808	Vite T.E. M20x90	H.H. Screw M20x90	Vis T.H. M20x90	TORNILLO CH M20x90
4	9080022	Tube portadocumenti			
5	3030158	Rondella M6	Washer M6	Rondelle M6	Arandela M6
6	3011680	Vite T.E. M6x18	H.H. Screw M6x18	Vis T.H. M6x18	TORNILLO CH M6x18
7	18055134	Arco di attacco anteriore	Front connection	Arc d'attelage avt.	
8	18051123	Perno Ø35 L366	Pin Ø35 L366	Pivot Ø35 L366	Perno Ø35 L366
9	3090101	Ingrassatore M8x1	Grease zerk M8x1	Engraisseur	
10	18055172	Passacavo	Fairlead	Guide-câble	
11	3020330	Dado M8	Nut M8	Ecrou M8	TUERCA M8
12	3011714	Vite T.E. M24x140	H.H. Screw M24x140	Vis T.H. M24x140	TORNILLO CH M24x140
13	3030174	Rondella M25	Washer M25	Rondelle M25	Arandela M25
14	3020223	Dado autobloccante M24	Self locking nut M24	Ecrou autobloquant M24	
15	3040201	Coppiglia a R 3x60	Spring pin 3x60	Goupille à R 3x60	
16	18033247	Spina Ø12 L125	Pin Ø12 L125	Goupille Ø12 L125	Ø12 L125
17	3010318	Vite T.E. M22x120	H.H. Screw M22x120	Vis T.H. M22x120	TORNILLO CH M22x120
18	18055132	Piede di appoggio	Bearing foot	Pieds d'appui	
19	18055122	Perno Ø35 L193	Pin Ø35 L193	Pivot Ø35 L193	Perno Ø35 L193
20	18055133	Attacco mobile	Mobile attack	Attelage mobile	
21	3080202	Spina a scatto Ø10	Pin Ø10	Goupille élastique Ø10	
22	3020222	Dado autobloccante M22	Self locking nut M22	Ecrou autobloquant M22	
23	3120146	Anello elastico fairlead	Seeger	Seeger	
24	18055121	Perno telaio posteriore Ø65 L270	Pin Ø65 L270	Pivot Ø65 L270	Perno Ø65 L270
25	18055120	Rondella Ø80 Ø50,5 sp.10	Washer Ø80 Ø50,5 sp.10	Rondelle Ø80 Ø50,5 sp.10	Arandela Ø80 Ø50,5 sp.10
26	3030155	Rondella 60- 34-10	Wascher 60-34-10	Rondelle 60-34-10	Arandela 60-34-10
27	3030323	Rondella grower M33	Grower washer M33	Rondelel grower M33	Arandela grower M33
28	3020407	Dado MA33	Nut MA33	Ecrou MA33	TUERCA MA33
29	3011215	Vite T.E. M12x40	H.H. Screw M12x40	Vis T.H. M12x40	TORNILLO CH M12x40
30	3020202	Dado autobloccante M12	Self locking nut M12	Ecrou autobloquant M12	
31	3030156	Rondella M8	Washer M8	Rondelle M8	Arandela M8

ASSEMBLAGGIO 2 - ASSEMBLY 2 - ASSEMBLAGE 2 - MONTAJE 2

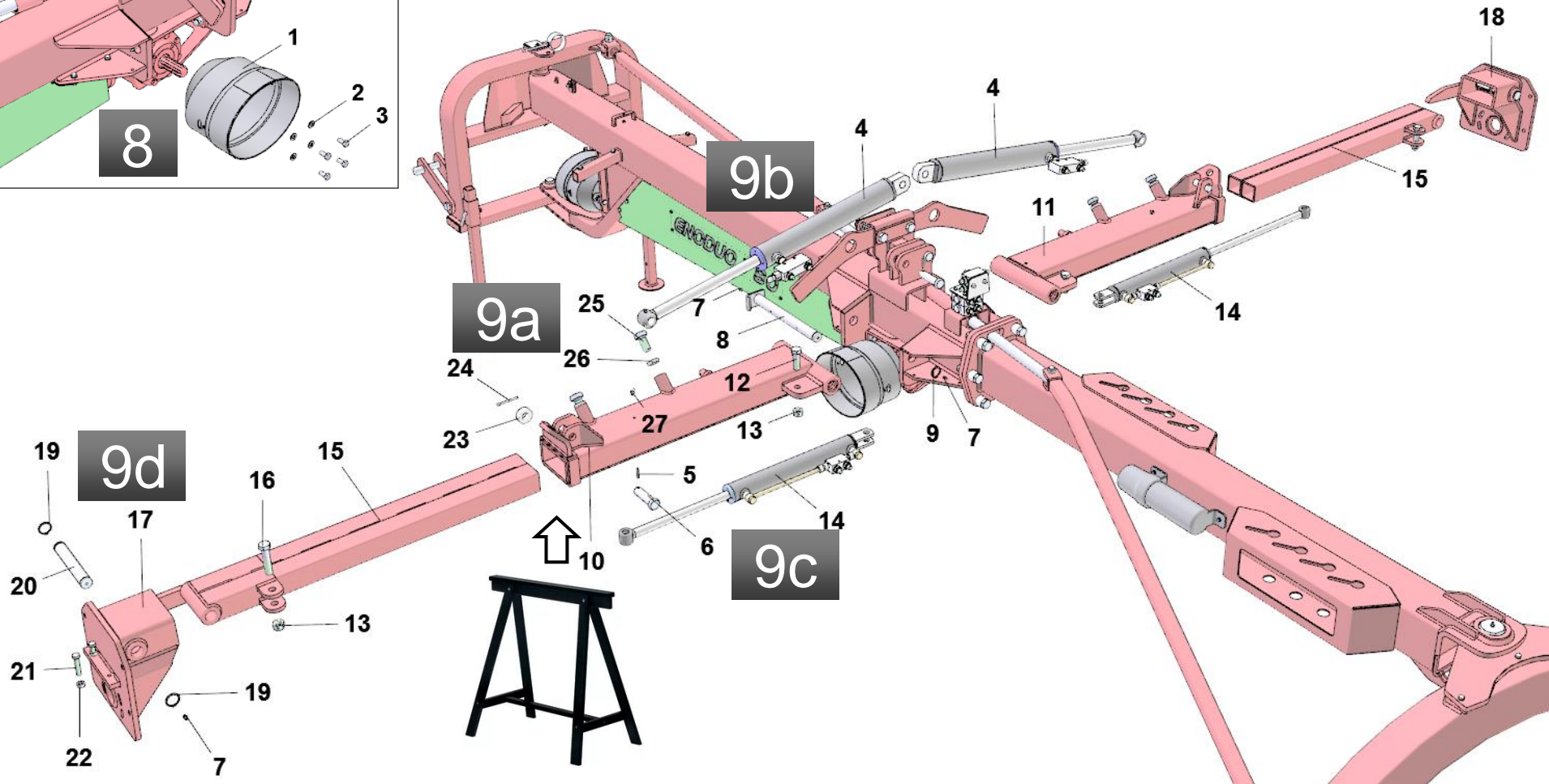


ASSEMBLAGGIO 3 - ASSEMBLY 3 - ASSEMBLAGE 3 - MONTAJE 3



10

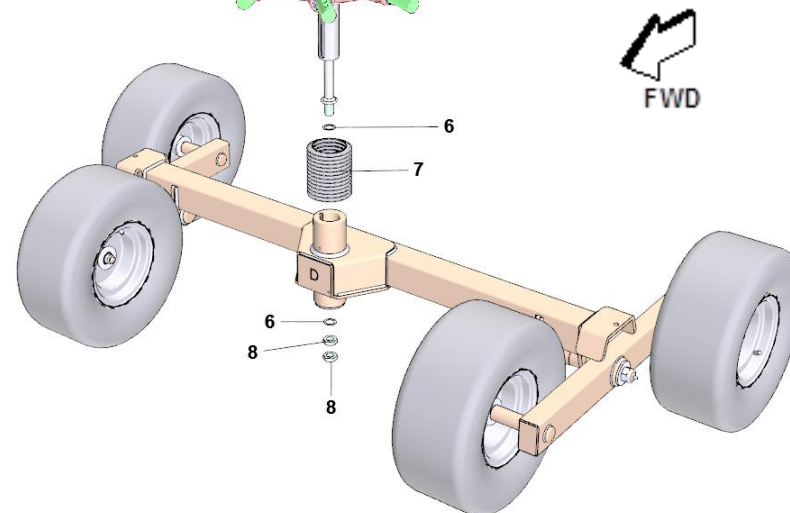
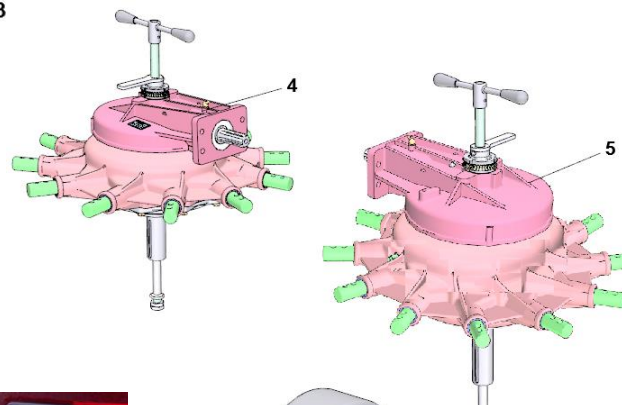
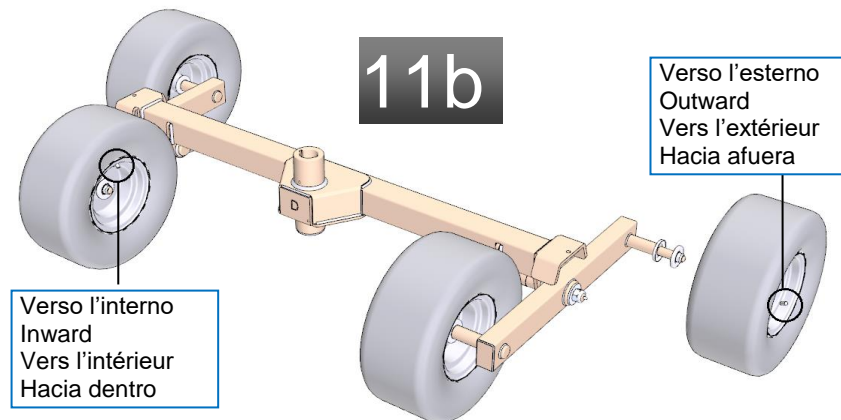
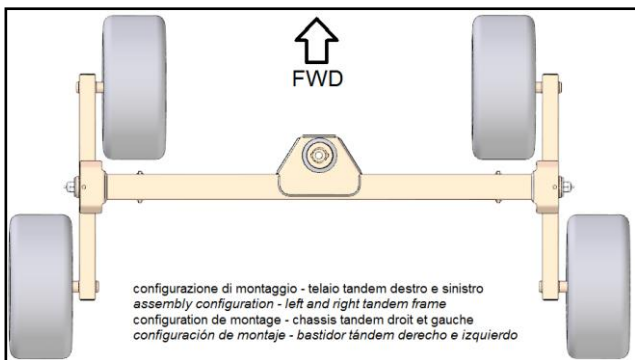
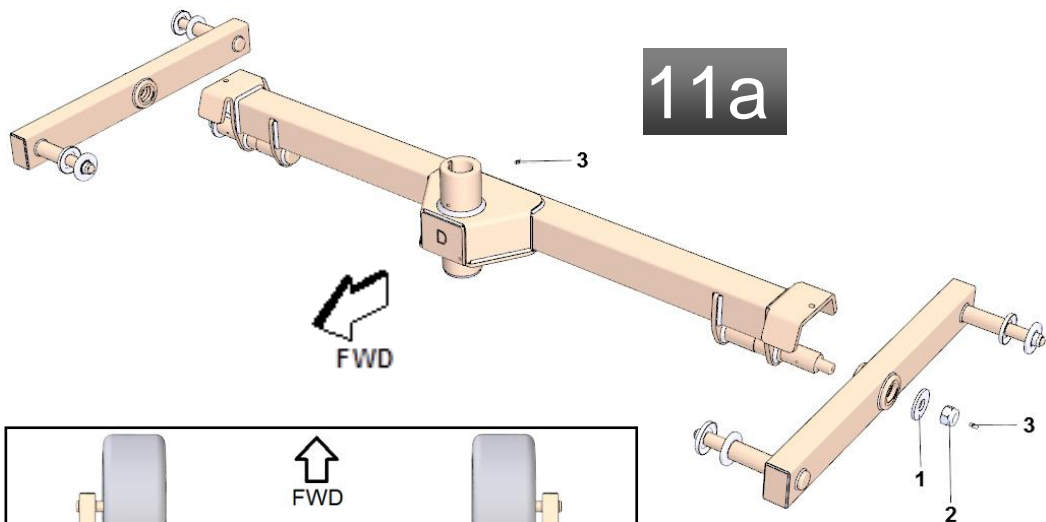
Continuare l'assemblaggio dei componenti sul lato destro.
 Continue the component assembly in right side.
 Continuer le montage des composants sur le côté droit.
 Continuar el montaje de los componentes en el lado derecho.



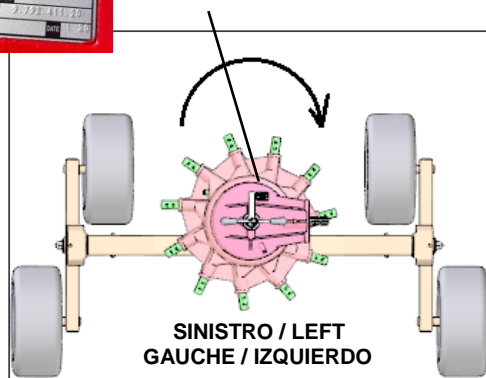
ASSEMBLAGGIO 3 - ASSEMBLY 3 - ASSEMBLAGE 3 - MONTAJE 3

Nr.	CODICE - CODE - CODE - CÓDIGO	DESCRIZIONE	DESCRIPTION	DESCRIPTION	DESCRIPCION
1	18032579	Controcuffia di protezione	Protection guard	Contre-coiffe de protection	
2	3030159	Rondella M10	Washer M10	Rondelle M10	
3	3011256	Vite T.E. M10x20	H.H. Screw M10x20	Vis T.H. M10x20	
4	18032299	Cilindro idraulico	Hydraulic cylinder	Vérin hydraulique	
5	3080102	Spina elastica Ø6x36	Spring pin Ø6x36	Goupille élastique Ø6x36	
6	18055129	Perno martinetto	Cylinder pin	Pivot vérin	
7	3090101	Ingrassatore M8x1	Grease zerk M8x1	Graisneur M8X1	
8	18055131	Perno braccio rotore	Pin	Pivot bras rotor	
9	3120102	Anello elastico E35 7435	Spring ring E35 7435	Anneau élastique E35 7435	
10	18055135	Braccio mobile sinistro	Left arm mobile	Bras mobile gauche	Brazo mobile izquierdo
11	18055136	Braccio mobile deistro	Right arm mobile	Bras mobile droit	Brazo mobile derecho
12	3011693	Vite T.E. M20x65	H.H. Screw M20x65	Vis T.H. M20x65	
13	3020216	Dado autobloccante M20	Self locking nut M20	Ecrou autobloquant M20	
14	12770911 or 18055137	Martinetto sfilamento	Hydraulic cylinder	Vérin d'extraction	
15	18055138	Braccio sfilabile	Arm	Bras extractible	
16	3010808	Vite T.E. M20x90	H.H. Screw M20x90	Vis T.H. M20x90	
17	18033446	Gruppo supporto rotore sinistro	L rotor support group	Groupe support rotor gauche	
18	18033439	Gruppo supporto rotore sinistro	L rotor support group	Groupe support rotor gauche	
19	3120146	Anello elastico E35 7436	Spring ring E35 7436	Anneau élastique E35	
20	18055130	Perno	Pin	Pivot	
21	3011708	Vite T.E. M12x60	H.H. Screw M12x60	Vis T.H. M12x60	
22	3020333	Dado MA12	Nut MA12	Ecrou MA12	
23	18055128	Rondella scorrimento Ø50x23	WASHER Ø50x23	Rondelle Ø50x23	
24	3040106	Coppiglia 6x60	COTTER PIN 6X60		
25	3010316	Vite T.E. M24x50	H.H. Screw M24x50	Vis T.H. M24x50	
36	3020361	Dado MA24	Nut MA24	Ecrou MA24	
27	3090109	Ingrassatore curvo M8 45°	Grease zerk M8 45°	Graisneur M8 45°	

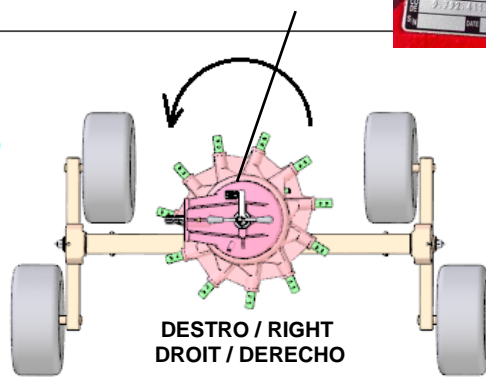
ASSEMBLAGGIO 4 - ASSEMBLY 4 - ASSEMBLAGE 4 - MONTAJE 4 (1/2)



9.792.410.20



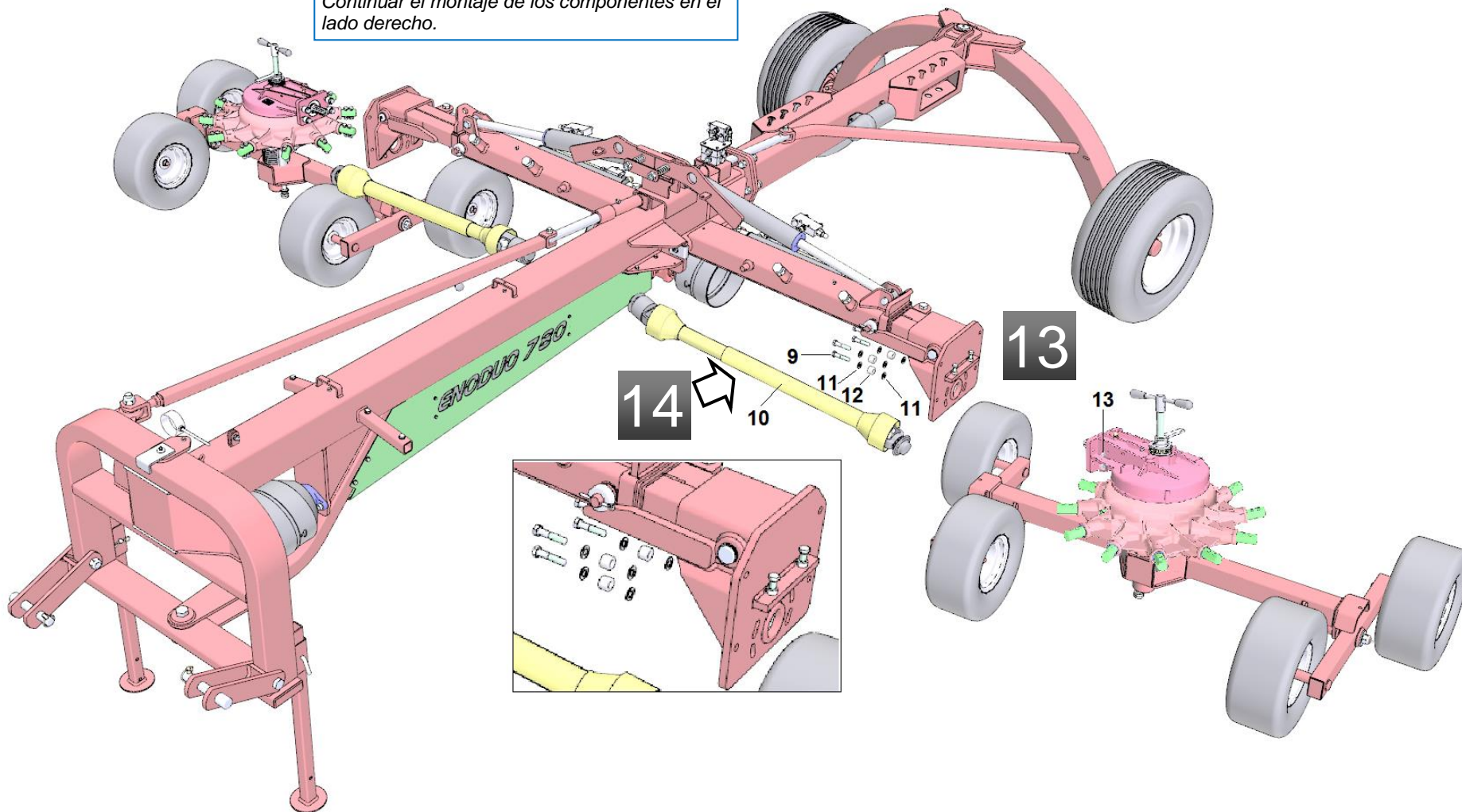
9.792.411.20



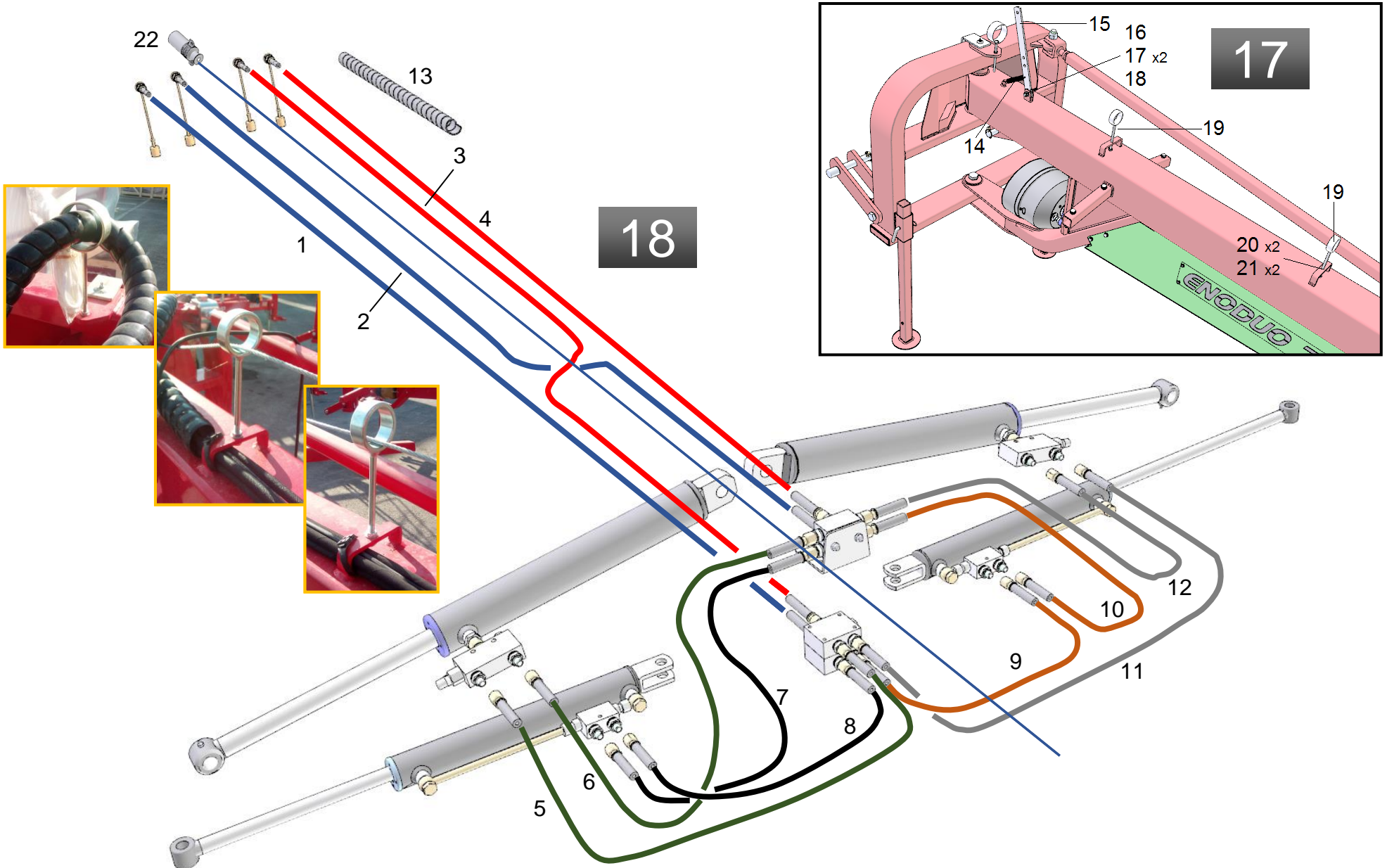
ASSEMBLAGGIO 4 - ASSEMBLY 4 - ASSEMBLAGE 4 - MONTAJE 4 (2/2)

15 16

Continuare l'assemblaggio dei componenti sul lato destro.
 Continue the component assembly in right side.
 Continuer le montage des composants sur le côté droit.
 Continuar el montaje de los componentes en el lado derecho.

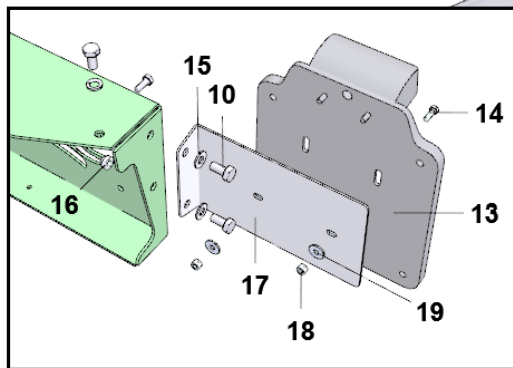
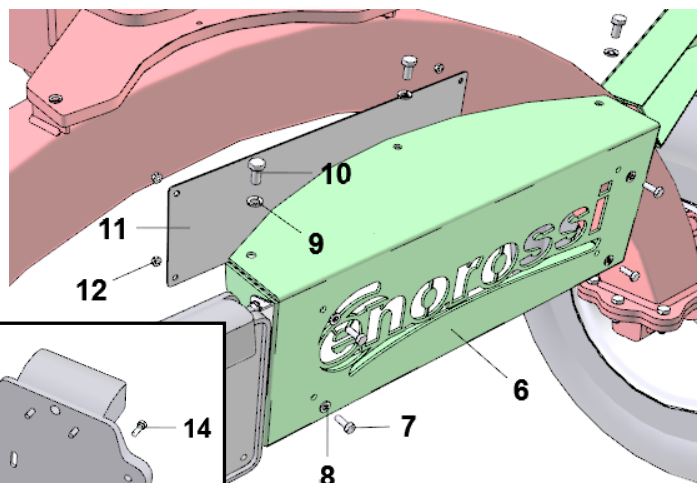


ASSEMBLAGGIO 5 - ASSEMBLY 5 - ASSEMBLAGE 5 - MONTAJE 5

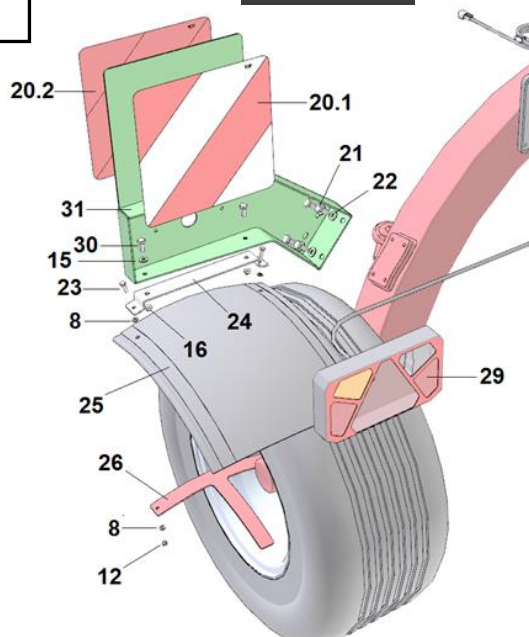


ASSEMBLAGGIO 6 - ASSEMBLY 6 - ASSEMBLAGE 6 - MONTAJE 6

21




22a

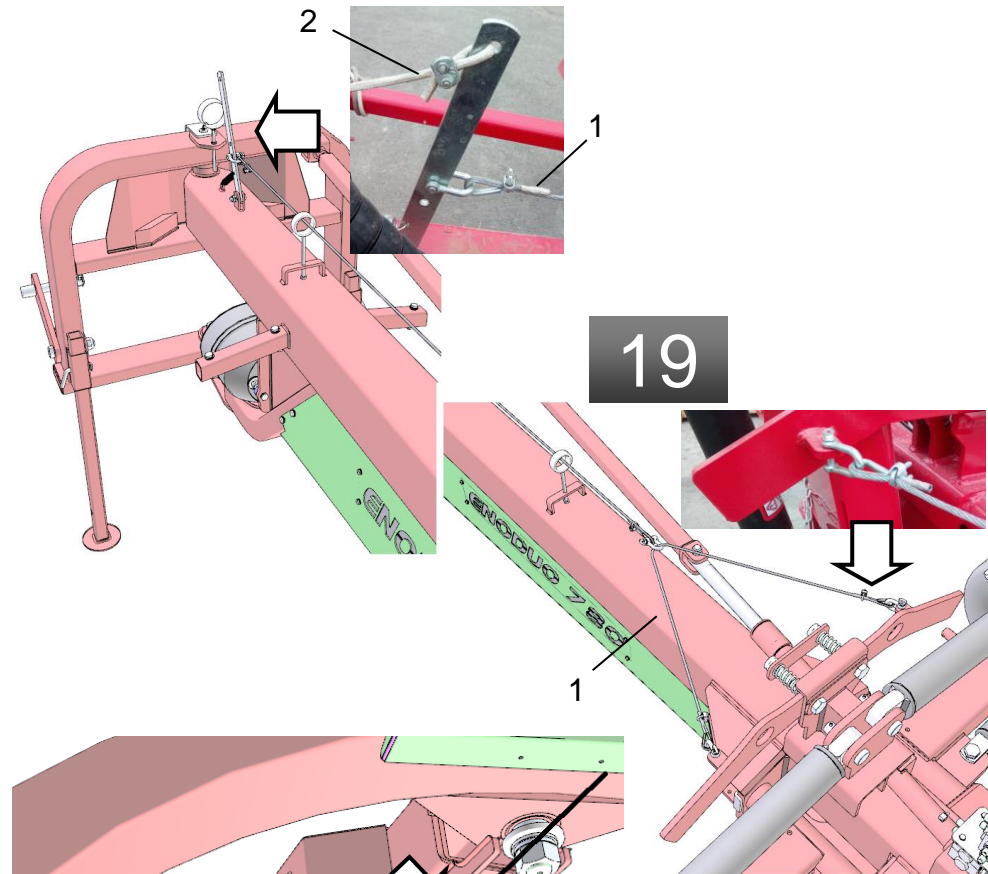


22b

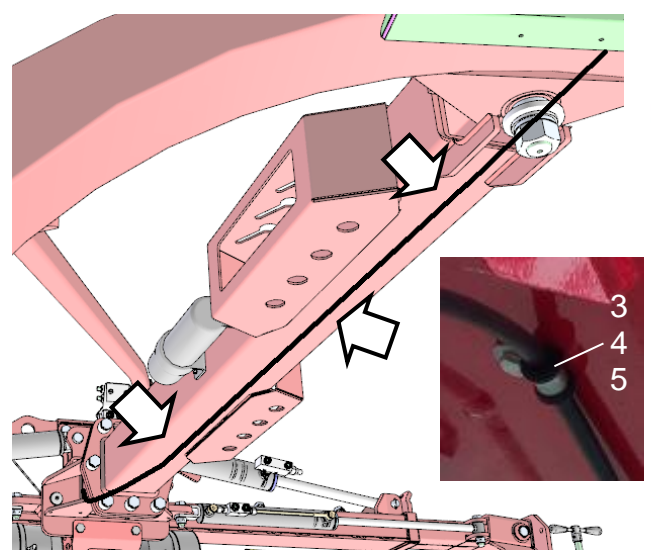
Continuare l'assemblaggio dei componenti sul lato destro.
 Continue the component assembly in right side.
 Continuer le montage des composants sur le côté droit.
 Continuar el montaje de los componentes en el lado derecho.



19



20


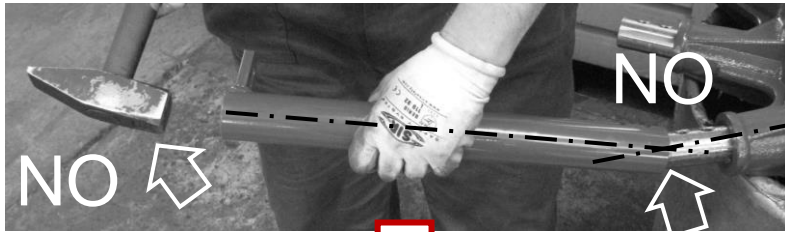


Fissaggio del cavo elettrico.
 Fixing of the electric cable.
 Fixation du câble électrique.
 Fijación del cable eléctrico.

ASSEMBLAGGIO 6 - ASSEMBLY 6 - ASSEMBLAGE 6 – MONTAJE6


Nr.	CODICE - CODE - CODE - CÓDIGO	DESCRIZIONE	DESCRIPTION	DESCRIPTION	DESCRIPCION
1	18032797	Kit funi	Kit rope	Kit cable	
2	18032797	Kit funi	Kit rope	Kit cable	
3	3011672	Vite TE M6x16	HH SCREW M6X16	Vis TH M6x16	
4	3030158	Rosetta piana M6	WASHER M6	Rondelle M6	
5	12980212	Collare FS Ø10			
6	18036888	Carter traversa posteriore			
7	3011672	Vite TE M6x16	HH SCREW M6X16	Vis TH M6x16	
8	3030158	Rosetta piana M6	WASHER M6	Rondelle M6	
9	3030325	Rondella grower M8	GROWER WASHER M8	Rondelle Grower M8	
10	3011221	Vite TE M8x16	HH SCREW M8X16	Vis TH M8x16	
11	18037003	Lamiera sfondo carter			
12	3020213	Dado autobloccante M6	Self locking nut M6	Ecrou autobloquant M6	
13	12890110	Portatarga			
14	3011682	Vite TE M5x16	HH SCREW M5X16	Vis TH M5x16	
15	3030156	Rondella M8	WASHER M8	Rondelle M8	
16	3020209	Dado autobloccante MA8	Self locking nut MA8	Ecrou autobloquant MA8	
17	18036999	Supporto portatarga			
18	3020243	Dado autobloccante MA5	Self locking nut MA5	Ecrou autobloquant MA5	
19	3030147	Rosetta piana M5	WASHER M5	Rondelle M5	
20.1	12880428	Pannello adesivo B/R dx	R ADHESIVE PANEL (R/W)		
20.2	12880429	Pannello adesivo B/R sx	L ADHESIVE PANEL (R/W)		
21	3011256	Vite TE M10x20	HH SCREW M10X20	Vis TH M10x20	
22	3030159	Rosetta piana M10	WASHER M10	Rondelle M10	
23	3011617	Vite TE M6x20	HH SCREW M6X20	Vis TH M6x20	
24	18036374	Staffa supporto parafango	FENDER SUPPORT BRAKET	Support de fixation du garde-boue	Soporte de fijación del guardabarros
25	18036376	Parafango	FENDER	Garde-boue	Guardabarros
26	18036375	Rinforzo parafango	FENDER SUPPORT	Support du garde-boue	Soporte del guardabarros
29	7270033	Fanale posteriore SX	L TAIL LIGHT	Feu arrière gauche	Luz trasera izquierda
.	7270032	Fanale posteriore DX	R TAIL LIGHT	Feu arrière droit	Luz trasera derecha
30	3011251	Vite TE M8x20	HH SCREW M8x20	Vis TH M8x20	
31	18036892	Supporto fanale SX	L LIGHT SUPPORT	Support de feu gauche	Soporte de la luz izquierda
.	18036889	Supporto fanale DX	R LIGHT SUPPORT	Support de feu droit	Soporte de la luz derecha

ASSEMBLAGGIO 7 - ASSEMBLY 7 - ASSEMBLAGE 7 - MONTAJE 7

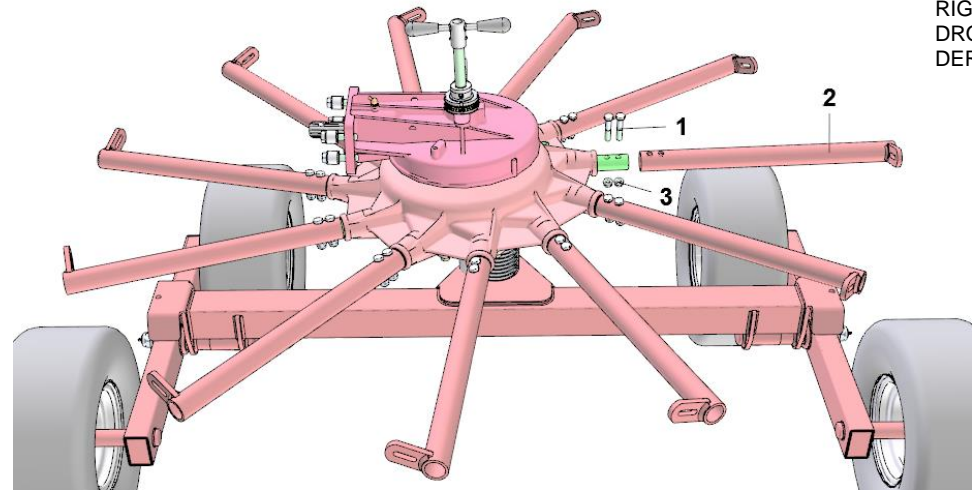


SINISTRO
LEFT
GAUCHE
IZQUIERDO

23



DESTRO
RIGHT
DROIT
DERECHO




**ATTENZIONE / WARNING
AVERTISSEMENT / ADVERTENCIA**

PRESTARE ATTENZIONE ALL'INSERIMENTO DI CIASCUN CANNOTTO NELLA RELATIVA BIELLA DEL ROTORE. **NON FORZARE IL SUO INSERIMENTO.**

*PAY ATTENTION TO THE INSERTION OF EACH TUBE IN THE ROTOR CONNECTING ROD. **DO NOT FORCE ITS INSERTION.***

*FAIRE ATTENTION À L'INSERTION DE CHAQUE TUBE DANS LA BIELLE DU ROTOR. **NE PAS FORCER SON INSERTION.***

*PRESTE ATENCIÓN A LA INSERCIÓN DE CADA TUBO EN LA VARILLA DE CONEXIÓN DEL ROTOR. **NO FUERCE SU INSERCIÓN.***



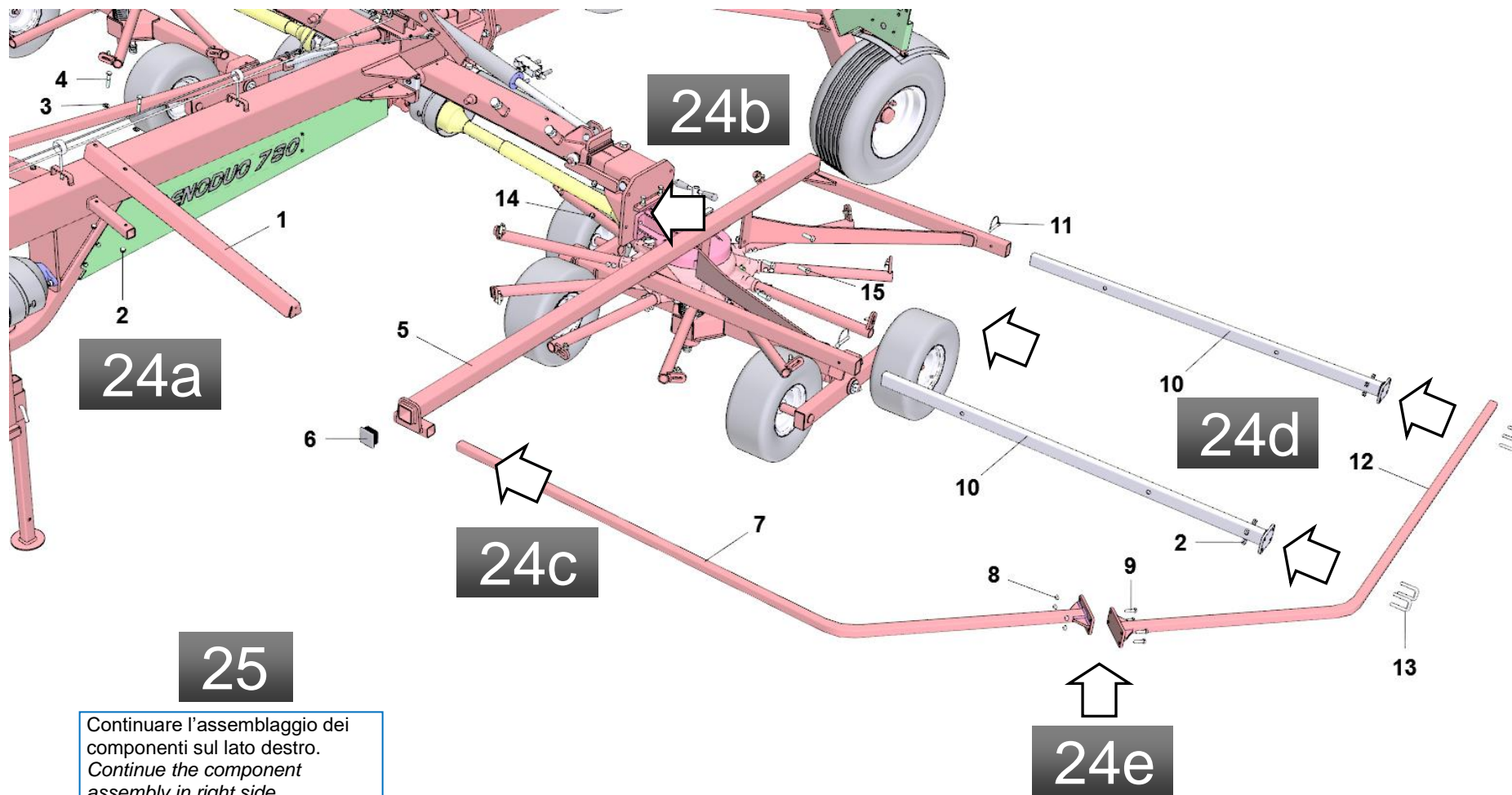
ALLINEARE IL CANNOTTO ORIZZONTALMENTE ALLA BIELLA ED INSERIRLO PRIMA MANUALMENTE E POI AIUTANDOSI CON UN MARTELLINO DI PLASTICA.

ALIGN THE TUBE HORIZONTALLY TO THE CONNECTING ROD AND INSERT IT FIRST MANUALLY AND THEN BY USING A PLASTIC HAMMER.

ALIGNEZ LE TUBE HORIZONTALEMENT À LA BIELLE ET INSÉREZ-LE D'ABORD MANUELLEMENT PUIS EN UTILISANT UN MARTEAU EN PLASTIQUE.

ALINEE EL TUBO HORIZONTAMENTE EN LA VARILLA DE CONEXIÓN E INSÉRTELO PRIMERO MANUALMENTE Y LUEGO USANDO UN MARTILLO DE PLÁSTICO.

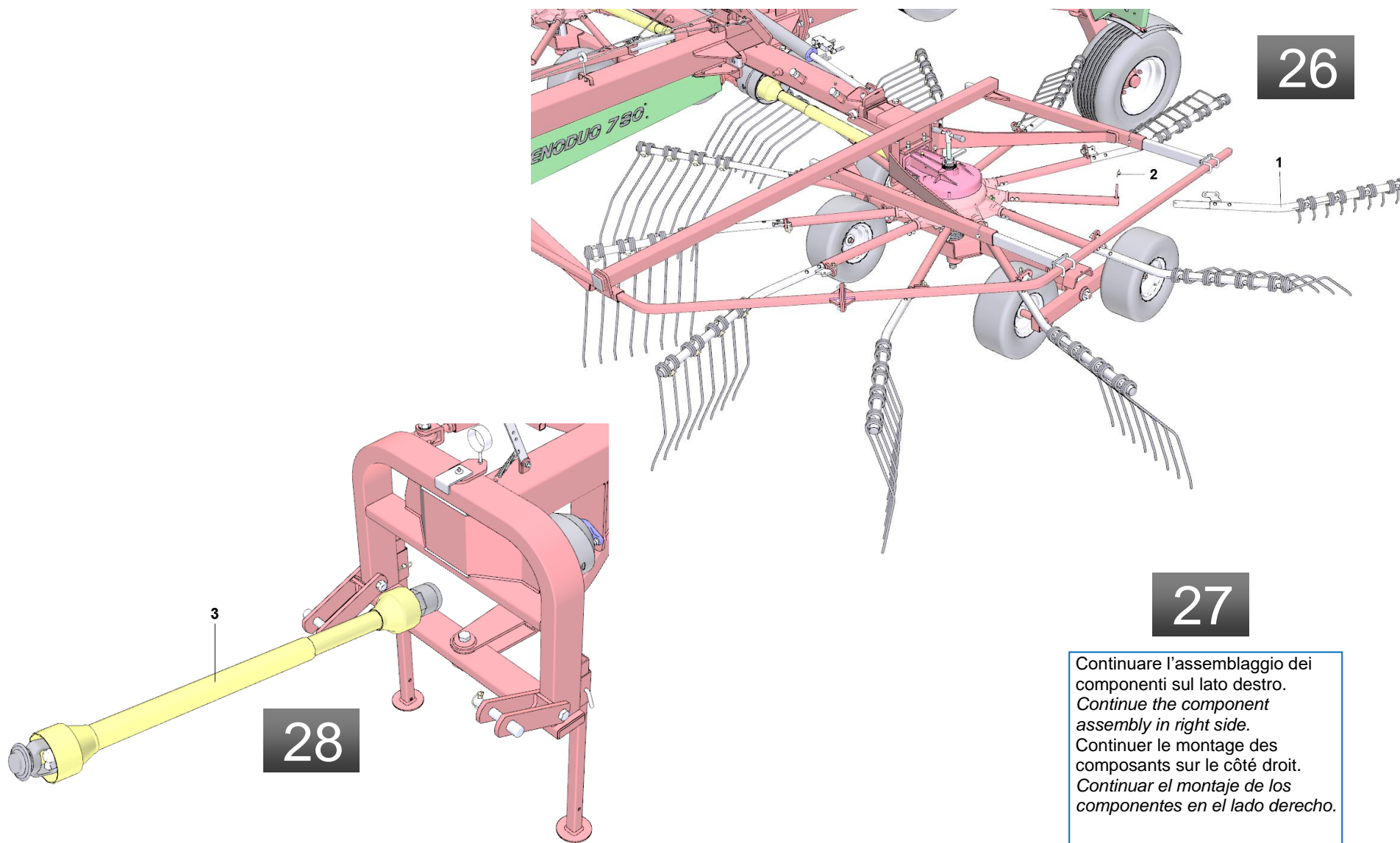
ASSEMBLAGGIO 8 - ASSEMBLY 8 - ASSEMBLAGE 8 - MONTAJE 8



25

Continuare l'assemblaggio dei componenti sul lato destro.
 Continue the component assembly in right side.
 Continuer le montage des composants sur le côté droit.
 Continuar el montaje de los componentes en el lado derecho.

ASSEMBLAGGIO 9 - ASSEMBLY 9 - ASSEMBLAGE 9 - MONTAJE 9



Continuare l'assemblaggio dei componenti sul lato destro.
Continue the component assembly in right side.
Continuer le montage des composants sur le côté droit.
Continuar el montaje de los componentes en el lado derecho.

Issue	Change	Pages	Date
1	Redazione completa nel nuovo modello	tutte	11/2016
1a	Aggiornato assemblaggio 7	16 e 17	5/2017
2	Aggiornamenti completo	tutte	4/2018
2a	Aggiornati assemblaggi 7 e 9 parte grafica	18, 19, 22 e 23	5/2018
3	Aggiornamento completo	tutte	2/2019
3a	Migliorata grafica ass.4	10 e 12	3/2020
3b	Ass.4: aggiunto item 13 - Ass.7: cambiata grafica rotor	12, 13 e 18	6/2020
3c		
3d	Migliorata grafica ass.4	10	6/2021
3e	Ass.6: cambiata grafica 22a, eliminati item 27 e 28, aggiunti item 20.1 e 20.2, cambiato codice item 30	16 e 17	8/2021



ENOAGRICOLA ROSSI s.r.l.

06019 Calzolaro di Umbertide Perugia Italia
Tel. +39 075-930 22 22 - Telefax +39 075-930 23 28
email: parts@enorossi.it – web: <http://www.enorossi.it>