



S3

DELTA HARROWS


# Select & customize your Flexible Harrow

Getting started

## Select a carrier and section style

### Delta Cart

Delta Harrow Cart attachments are for covering large territory like pastures and fields. Uncompromising quality of design and materials has made this cart the industry's most durable and easy to work with. Choose to manually or hydraulically transition between transport and operational modes.



Available Widths (in ft)



### Delta 3-Point

Delta 3-Point Carriers are great for small-to-medium-sized jobs where disengaging the tynes between sites is desirable. Lift the sections at the edge of the arena or driveway to cross pavement or travel at higher speeds; lower the carrier to set the tynes into your next surface.




Available Widths (in ft)



### Standard Drawbar

Delta's Standard Drawbar Style is the traditional industry choice. It features a flat bar onto which the sections are easily hooked with an "S" shaped connector. Quickly switch the section to aggressive or smoothing mode with this drawbar combination.

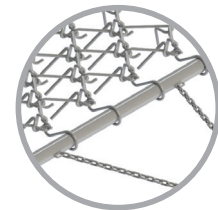


Available Widths (Standard & Turnlock) (in ft)



### Turnlock Drawbar

Delta's Turnlock Drawbar Style is designed to stay securely attached using a loop connector which then "locks" into place when the drawbar is rotated to working position.



## Select a tyne diameter

For more weight and aggressive tillage, select a wider tyne diameter. With the exception of the "5/8 on 5/8", all Delta sections are assembled using 7/16" diameter wire for the framing pieces, while tynes are offered in 3 diameters.

